

## Ventura 4-Wheel Scooter

HCPCS: N/A




FIGURE A




FIGURE B



FIGURE C




FIGURE D




FIGURE E




FIGURE F

The Drive Medical Ventura 4 scooter offers a great combination of performance, size, comfort and styling, making it the perfect mobility option if you're looking for the "next step up" from a compact/transportable scooter which includes a 400 lb. weight capacity. The Ventura 4 performs well both indoors and outdoors. This Deluxe model features 36AH batteries for greater range, a full safety package which includes rear view mirrors, additional lighting, and a 20" wide Captain's Seat. You can even customize the Ventura's color with the red and blue interchangeable panels. All Ventura models have four different seat height adjustments and automobile-style seat positioning which slides for forward or backward providing even more comfort. The padded armrests are height, width and angle adjustable. Controlling the Ventura cannot be easier thanks to the adjustable angle tiller that allows you to place the controls in the most comfortable position and the ergonomic delta handles which make it easier for those with limited strength or dexterity to operate the scooter. Go ahead, experience the Drive difference.

- Features interchangeable color panels in Red and Blue
- Easily disassembles for transport
- 400 lb Weight Capacity
- Includes interchangeable color panels in Red and Blue (Figure A)
- 33 AH batteries for extended range
- Floorboard with 23" of foot space
- Ergonomic throttle control
- Height-adjustable swivel seat features fold-down backrest and adjustable padded armrests
- Seat position can be adjusted forward or backward
- Rear suspension and Anti-tip wheels
- Programmable controller
- Seat back reclines and features adjustable headrest
- Flat-free, non-marking tires
- Large, plastic carry basket
- Easy-to-adjust Delta tiller
- Headlight, Turn signals/hazard lights and Rearview mirrors
- Easy free wheel operation

PRODUCTS	Description
VENTURA420CS	VENTURA 4-WHL DELUXE 20"CAPT.SEAT,RED/BL
SPECIFICATIONS	Description
Warranty	24 Month Limited Warranty on Electronics
Product Weight	187 lb
Product Dimensions	48" (L) x 25" (W) x 45" (H)
Seat Dimensions	18" (D) x 20" (W)
Weight Capacity	400 lb

## SPECIFICATIONS

### Description

Top Speed	4 mph
Batteries (pair)	12V x 33AH
Battery Charger	2A Offboard
Climbing Angle	7.5°
Color	Red & Blue
Controller	PG 70A
Ground Clearance	2.5"
HPCPS	N/A
Maximum Range	16 miles
Motor	24V x 350W x 5100 RPM
Seat Type	Stadium
Turning Radius	54"
Warranty on Batteries	12 Month Warranty on Batteries
Warranty on Frame	Limited Lifetime Warranty on Frame
Wheel Size	Front: 10" x 3"   Rear: 10" x 3"

## ACCESSORIES

### Description

SF8030	Crutch Holder Set, SType, 1/ea, EA
--------	------------------------------------

## PARTS

### Description

VENT-12	Rear Shroud, Folding Seat Ventura,1/ea, EA
VENT-13	StemBearingAssemblyVentura3&4,1/ea, EA
VENT-16	Anti-Tipper Wheel, Ventura 3 & 4,1/ea, EA
VENT-44	Head Light Assembly, Ventura 4, 1/ea, EA
VENT-17	FrontFrameVentura4,1/ea, EA
VENT-14	FrontBumperAssemblyVentura4,1/ea, EA
VENT-15	ShockAbsorberVentura3&4, EA
VENT-10	FrontShroudVentura4,1/ea, EA
VENT-11	MiddleShroudVentura3&4,1/ea, EA
VENT-08	ControllerVentura3&4,1/ea, EA
VENT-09	BatteryStrapsVentura,CPN,1/set, PR
VENT-06	FrontTillerCoverVentura3&4,1/ea, EA
VENT-07	RearTillerCoverVentura3&4,1/ea, EA
VENT-04	FacepltW/Switches18FshSeatVentura3&4/1ea, EA
VENT-05	FacepltW/Switches18/20CapSeatVentura3&4, EA
VENT-02	TillerSwivelAssemblyVentura3&4,1/ea, EA
VENT-03	HandlebarAssemblyVentura3&4,1/ea, EA
VENT-01	Forward/ReverseAssembly,Ventura3&4,1/ea, EA
VENT-37	WireHarnessVentura3&4,18"FishOnSeat,1/, EA
VENT-42	SeatAssemblyVentura3&4,18"CaptSeat,1/e, EA