

## Deluxe Aluminum Shower Chair

HCPCS: E0240




FIGURE A




FIGURE B




FIGURE C



FIGURE D

- Easy, tool-free assembly of back, seat and legs
- Aluminum frame is lightweight, durable and corrosion proof
- New pinch-free cover allows for push pins to be depressed without pinching finger
- The audible "click" will be heard when secure
- Legs are height adjustable in 1" increments, and angled with suction-style tips to provide additional stability
- Support collar prevents leg movement and reduces rattle
- Made using recycled materials

PRODUCTS	Description
12202KD-4	Bath Seat w/ Back, KD, 4/cs
SPECIFICATIONS	Description
Warranty	Limited Lifetime
Seat Dimensions	19.25" (W) x 11.5" (D)
Weight Capacity	300 lbs
Carton Shipping Weight	30 lb
Weight	7.5 lb